

# Report for 2024 Cancer Screening Survey

## Response Counts

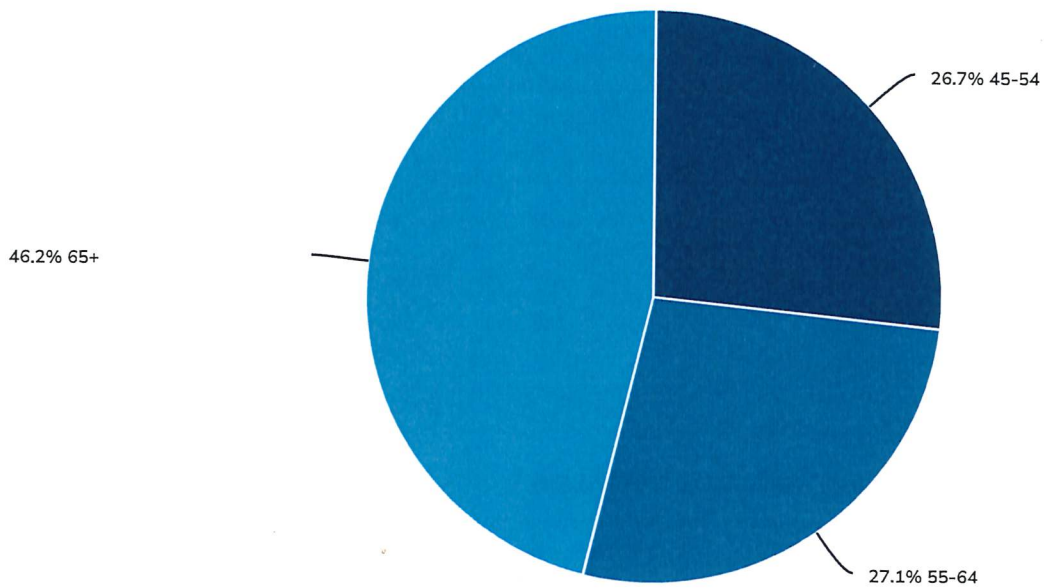
Completion Rate: 99.3%

Complete 286

Partial 2

Totals: 288

## 1. What is your age range?



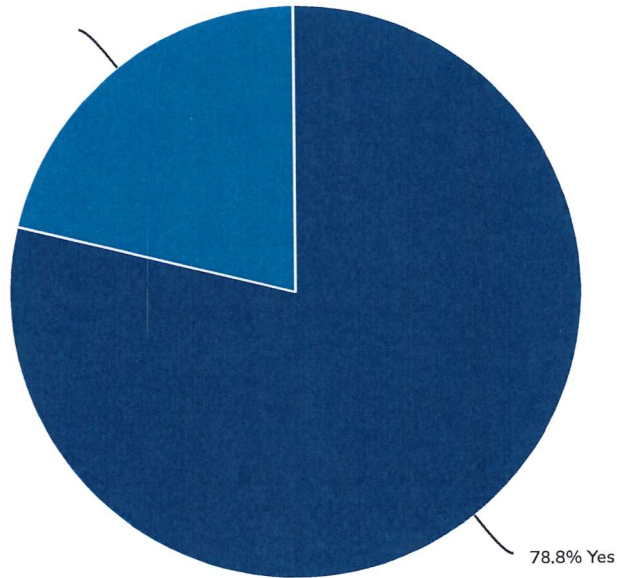
Value	Percent	Responses
45-54	26.7%	77
55-64	27.1%	78
65+	46.2%	133
		Totals: 288

## 2. What is your zip code?

[Show Responses](#) ▾

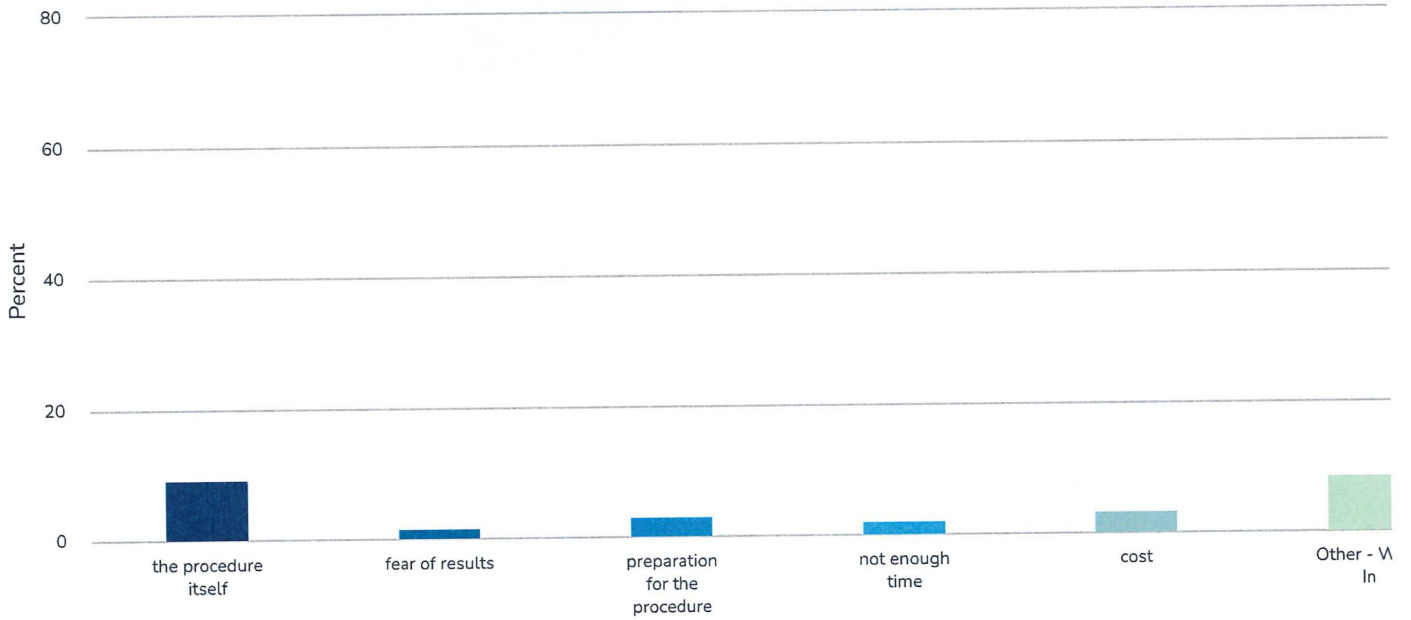
3. Have you ever had a colon cancer screening (stool sample or colonoscopy)?

21.2% No



Value	Percent	Responses
Yes	78.8%	227
No	21.2%	61
		Totals: 288

4. If no, why not? (please select all that apply)



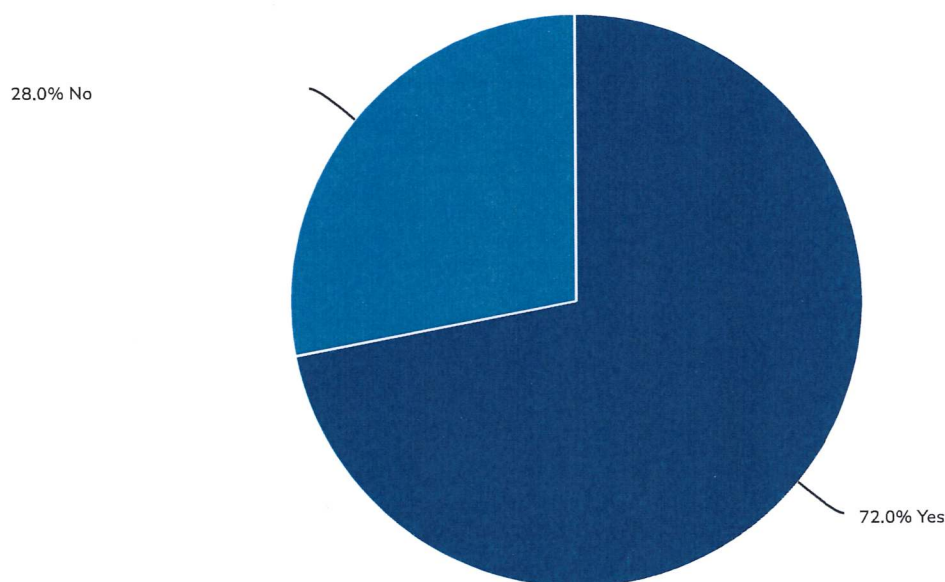
Value	Percent	Responses
the procedure itself	9.4%	27

Value	Percent	Responses
fear of results	1.7%	5
preparation for the procedure	3.1%	9
not enough time	2.1%	6
cost	3.5%	10
<u>Other - Write In (click to view)</u>	8.7%	25
Not applicable	77.6%	222

Other - Write In	Count
no response to question	4
42	1
Dr hasn't scheduled yet	1
I don't want one	1
I haven't scheduled one yet.	1
I just haven't done it	1
I'm going to my PCP Dr this week and will schedule a Colonoscopy	1
It's been years. Haven't been told to do a new one yet	1
Just reached age	1
Never Ask	1
Never Sick	1
No Insurance	1
No need	1
No way to get there	1
didnt know	1
didnt know i needed one	1
fear of sedation/anesthesia	1
have one on order (cologard)	1
Totals	25

Other - Write In	Count
have one scheduled	1
need to fast - no meat	1
no response	1
transportation	1
Totals	25

5. If a free test for at home colon disease screening was provided at no cost, would you complete the screening?



Value	Percent	Responses
Yes	72.0%	193
No	28.0%	75
		Totals: 268

6. If you are interested in entering a drawing for a \$50 gas card, provided by our partners at United Way, please provide the following info: Name, email address, and phone number:

[Show Responses](#) ▶